

Library Consortium Director's Report


James Wiser

CCL

Dean's & Director's Meeting


March 4, 2016

Sacramento, CA



Outline


- I. Aggregate Licensing
- II. State of Price Increases
- III. New Offers
- IV. Questions, Comments, and Feedback



Aggregate Licensing*

Fiscal Year	Total Licensed	Y-o-Y Change
2012	\$ 6,729,834	
2013	\$ 5,518,720	-18.00%
2014	\$ 6,413,463	16.21%
2015	\$ 7,005,838	9.24%
2016	\$ 7,651,182	9.21%

*Does not include the Statewide EBSCO purchase




Participation Report – Fun Facts

Top Five Vendors*:

Vendor	▼ Spend	▼ Percent of Whole
EBSCO	\$ 2,045,651.66	27%
ProQuest	\$ 1,545,449.01 ▲	20%
Gale	\$ 1,368,028.85	18%
InfoBase Publishing	\$ 577,377.92	7%
LexisNexis	\$ 292,516.12	4%
JSTOR	\$ 282,961.00	4%

***Does not include CCL statewide buy**




State of Price Increases

The Good: 0% increases from several (ABC-CLIO, EasyBib, Science, Ambrose Video, JSTOR, Mosio, Springshare (LibGuides), 3.5% from Gale, 4% from Proquest

The Bad: EBSCO (unrelenting 5%), Oxford University Press (5%), Lexis-Nexis (5%)


The Ugly: Films on Demand (6%), McGraw-Hill (6%), Springer Nature (7%), Ovid (9%!!!!)

FY 2016 vs FY 2015: Avg. increase of 3.8%



New Offers

- Chronicle of Higher Education
- YBP
- Nature Publishing Group
- Mango Languages
- Rittenhouse (?)
- Browzine
- Kanopy (?)
- Data-Planet
- Gleeditions
- Proquest SIPX
- Swank Digital Campus



Questions/Comments/Concerns

